

Cabinet Lock (*AST-CL300 series*)

AST- Cabinet Lock (CL300 Series) is designed for Cabinets, Drawers, display cases and Sliding Doors.

The lock provides a fail-secure and fail-safe operations version and builds lock position contact for monitoring.



Specifications

	AST-CL300	AST-CL300L	AST-CL300B	AST-CL300BL
Function				
Lock Type	Fail-Secure		Fail-Safe	
Lock Status Signal	No	Yes	No	Yes
Holding Force	300Kg			
Output	Dry Contact Output			
General				
Power Supply	DC12V / 300mA			
Working Environment	-10°C to 50°C 10% to 90% RH			
Color	Metal Silver and Black			
Dimensions (H x W x D):	91mm x 30mm x 28mm (Body) 28.5mm x 33mm x 21.5mm (L shape Mount)			

Without key cylinder installation diagram

(Suitable for AST-CL300 / AST-CL300L / AST-CL300B / AST-CL300BL)

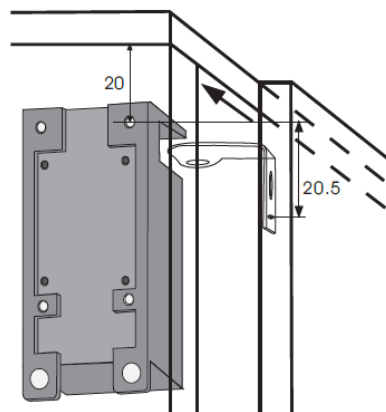
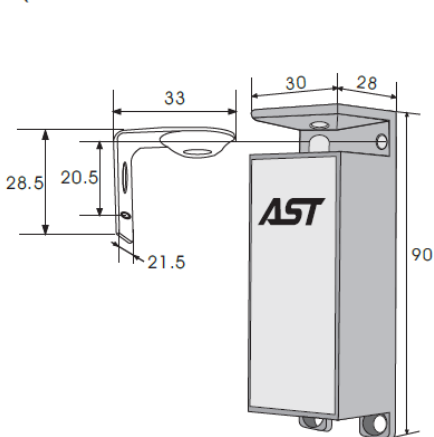


Figure 2- Sliding Doors

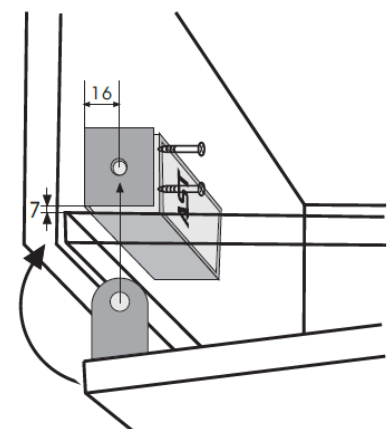


Figure 3- Swinging Doors